

We asked.  
Students answered.

2016

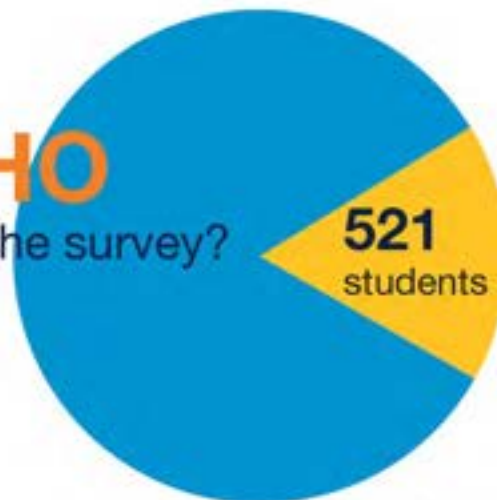
## Student Services Survey

UCSF Student Academic Affairs conducted a comprehensive student services survey in winter 2016 to measure student satisfaction with the services offered by the 12 SAA offices that receive funding from student fees.

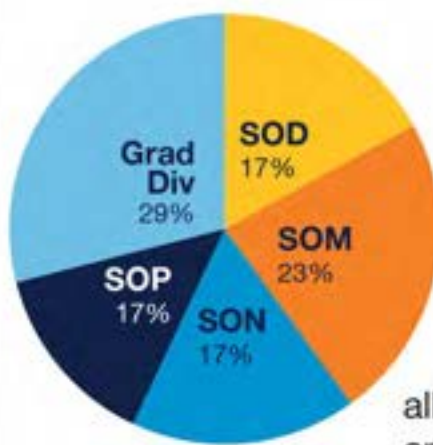
All UCSF students were invited to participate. Of the 3,086 students enrolled, 521 completed the survey, a response rate of 17%.



**WHO**  
took the survey?



17% of all enrolled



all schools are represented

38%

First

24%

Second

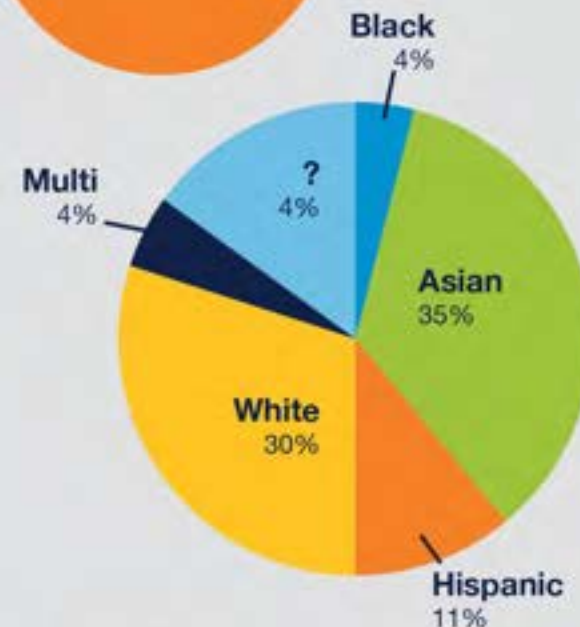
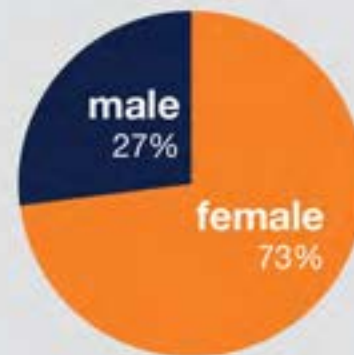
year in program

22%

Third

16%

Fourth+



## Comments

The Office of Career and Professional Development has "lots of great programs and events, and the career counselors are really understanding and great to talk to."

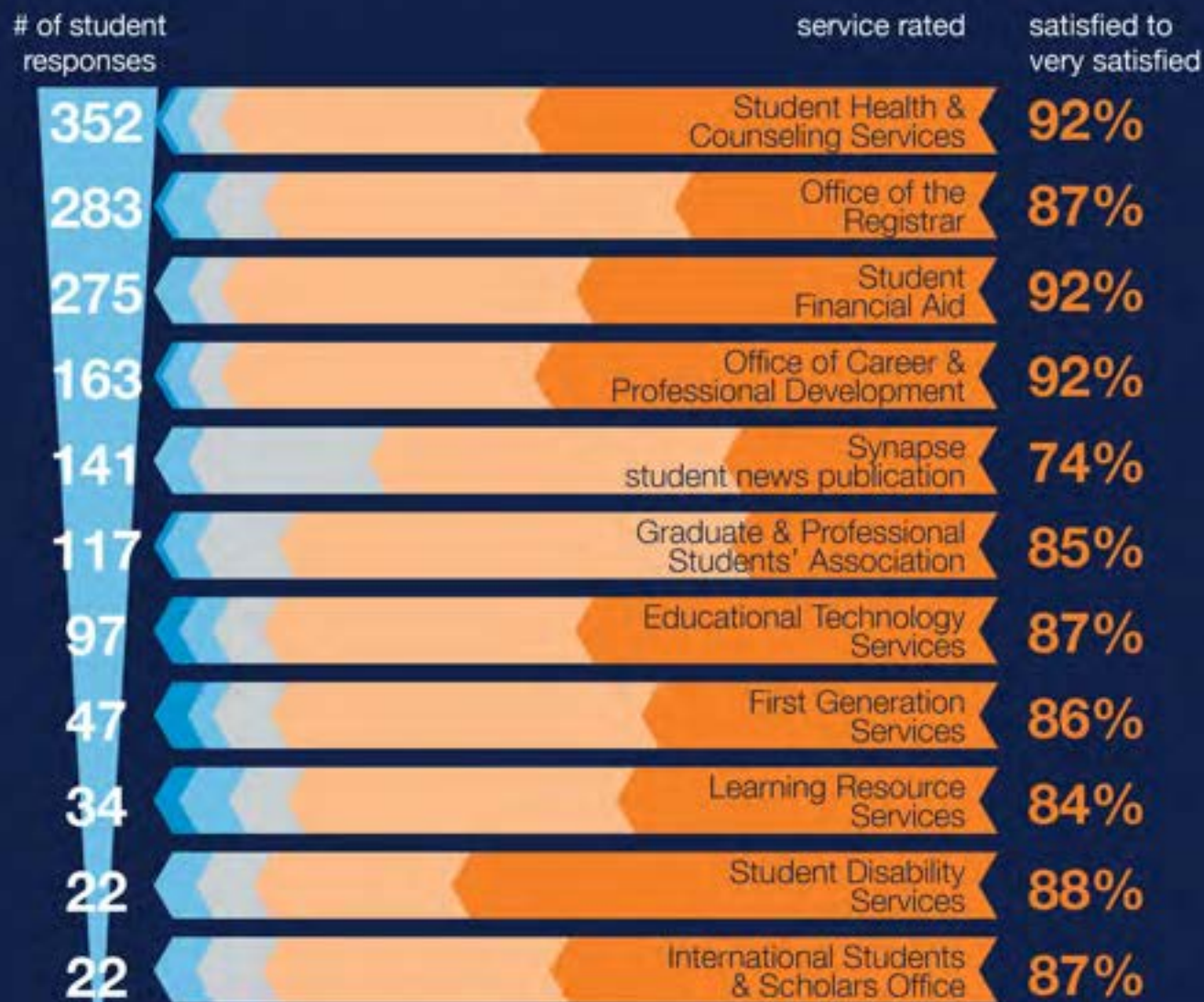
Financial Aid "always addresses my questions and concerns quickly. Always available with good hours and fast phone service. Great job!"

"I appreciate how courteous and professional the Student Health and Counseling Services employees are. I appreciated that my doctor took the time to answer my questions in a sensitive and thoughtful manner."

Student Disability Services staff "are great student advocates who care about the learning environment in general, beyond how it effects students with disabilities."

"I love Synapse! I think it's a great way to connect UCSF students together and to catch up on what's going on around the school."

## Student Responses



(Results for Veterans' Support Services removed due to small sample size)

key: very dissatisfied dissatisfied neutral satisfied very satisfied